



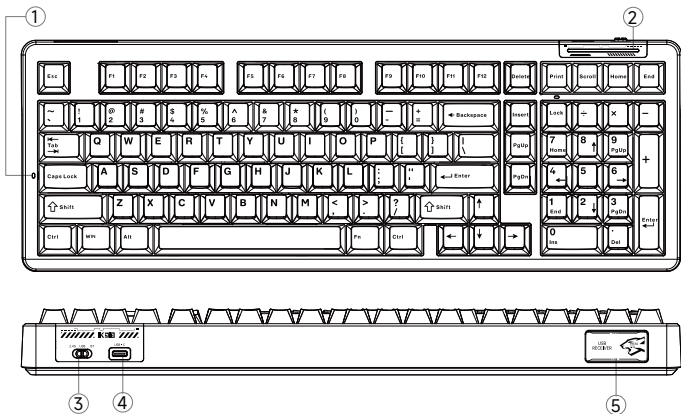
K98

K98 Mechanical keyboard

K98 机械键盘

User manual
使用说明书

LEOP



- ① CAP大小写指示 ② RGB氛围灯条/电量指示 ③ 模式切换开关2.4G/有线/BT
- ④ Type-C接口 ⑤ 接收器收纳区

- 时尚的外观设计，101键布局，Gasket结构，手感细腻软弹；
- 键帽和机械开关可插拨，用户也可以购买市面上各品牌开关和个性化键帽自由DIY；
- 键盘用料扎实，按键反应灵敏；
- 两段式脚架，隐藏式独立收纳接收器；
- 键盘人性化设计，与Fn配合增加一系列常用快捷功能按键；
- 键盘回报率：有线模式1000Hz，2.4G模式1000Hz，蓝牙模式125Hz。



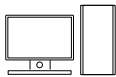
- ①切换至中间【USB】模式 ②将标配USB线缆Type-C一端插进键盘对应端口 ③将线缆USB头一端插入电脑USB端口即可

开关机说明



- 将开关拨至有线模式(未插USB供电), 键盘即关机状态, 内置电池停止对键盘供电。

2.4G连接使用说明

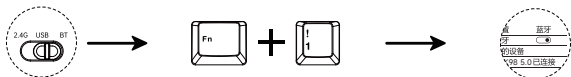


- ①切换至【2.4G】模式 ②按压接收器仓, 取出【USB接收器】 ③插至电脑USB端口即可使用



组合键快速2.4G对码

- 手动对码: 长按组合键“FN+ ~”3秒左右, 青色灯快闪进入对码状态, 此时插入接收器完成对码, ~键青色灯亮2s, 2.4G连接成功。
注意:2.4G连接时先搜索再插接收器。出厂默认已对码。



- ① 切换至【BT】模式
- ② 按组合键切换至BT1, 长按约3S至蓝灯快闪进入配对
- ③ 搜索配对名【K98 3.0】或【K98 5.0】连接成功 蓝灯亮2秒后灭灯

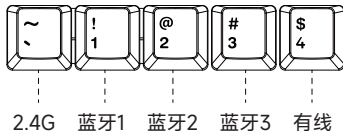
组合键快速设备切换：



- 长按3s组合键Fn+数字1、2或3，蓝灯快闪，表示键盘进入对码或搜索模式，即可在设备中进行配对连接：回连状态下，为蓝灯慢闪。
- 按Fn+数字键1、2、或3可以切换设备。

当前状态指示灯说明

- 按住FN后可查看：
当前连接模式（2.4G、蓝牙、有线）



以上对应按键会亮白灯，松开恢复灯效。

Fn+\组合键切换16种RGB灯效和关闭共17种灯效:				
随波逐流 (恢复默认后灯效)	如影随形	正弦光波	旋转风车	七彩瀑布
花开富贵	游戏模式	关 闭	常亮模式	呼吸模式
梦幻彩虹	一触即发	雨中漫步	按键涟漪	繁星点点
川流不息				

背光灯效快捷键调节

Fn +	\	灯光模式切换
	← Tab →	灯光颜色切换
	↑	灯光亮度增加

Fn +	↓	灯光亮度减少
	←	灯效速度减少
	→	灯效速度增加

- 配合驱动带音乐律动RGB灯效，此灯效下有10种灯效模式可选。

氛围灯条调节

Fn +	左 ⇧ Shift	切换灯光模式(流光/霓虹/常亮/呼吸/关灯)
	左 Ctrl	切换灯条灯效速度
	Z	切换灯光颜色(呼吸和常亮模式)
	B	进入电量模式(电量显示和充电灯效显示)

侧灯灯效调节

Fn +	右 ⇧ Shift	切换侧灯模式(流光/霓虹/常亮/呼吸/关灯)
	右 Ctrl	切换侧灯亮度
	> .	切换侧灯速度
	? /	切换灯光颜色(呼吸和常亮模式)

操作系统模式切换

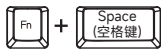
07

- Fn+WIN(左)=锁定 /解锁 WIN窗口键(在WIN 系统下，锁定WIN 键时指示灯常亮，WIN 键无法使用)。
- 切换到Mac系统后左WIN/左ALT位置互换（不锁WIN）。

Fn +	Q	安卓系统	Fn +	E	MAC系统
	w	Windows系统			

快捷键说明

08



长按FN+空格恢复出厂默认灯光模式，原来连接的蓝牙设备保存不会清除。



通过 FN+ESC 组合键，可开启/关闭 ESC 键的快捷控制功能

🔇 一键静音

开启功能后，直接短按 ESC 键，即可快速开启/关闭系统静音。

💡 快捷切换背光灯效

进入灯效切换模式：在静音状态下，长按 ESC 键5秒(ESC 键背光闪烁提示)，进入灯效切换模式。

切换灯效：进入模式后，每按一次 ESC 键，即可循环切换一种背光灯效。

退出模式：再次长按 ESC 键 3-5 秒，退出灯效切换模式，ESC 键恢复一键静音功能。

恢复 ESC 键原始功能

再次按下 FN+ESC 组合键，即可关闭上述快捷功能，ESC 键恢复为标准按键。

FN+W=Windows系统 (W键红灯闪3s) , F区单按功能与F区FN组合功能。

键位	单按	Fn组合
F1	F1	主页
F2	F2	邮件
F3	F3	转换窗口
F4	F4	打开资源管理器
F5	F5	背光亮度-
F6	F6	背光亮度+

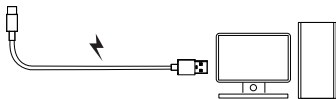
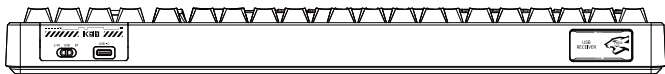
键位	单按	Fn组合
F7	F7	上一曲
F8	F8	播放/暂停
F9	F9	下一曲
F10	F10	静音
F11	F11	音量-
F12	F12	音量+

FN+E=Mac系统 (E键红灯闪3s) , F区单按功能与F区FN组合功能。

FN+Q=Android系统 (Q键红灯闪3s) , F区单按功能与F区FN组合功能。

键位	单按	Fn组合
F1	屏幕亮度-	F1
F2	屏幕亮度+	F2
F3	转换窗口	F3
F4	返回桌面	F4
F5	灯光亮度-	F5
F6	灯光亮度+	F6

键位	单按	Fn组合
F7	上一曲	F7
F8	播放/暂停	F8
F9	下一曲	F9
F10	静音	F10
F11	音量-	F11
F12	音量+	F12



- 通过配备的USB线将键盘与电脑连接，即可为键盘充电。充电中RGB氛围灯条流光显示，充满长亮绿色。
- 在2.4G/蓝牙模式下（未插入USB），RGB氛围灯条可FN+B显示键盘电量。
- Type-C连接性更可靠，性能更稳定。



充电说明

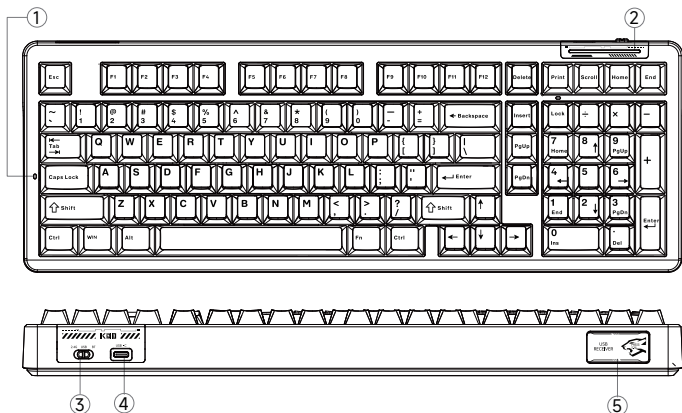
- 1、建议仅使用电脑USB接口对键盘进行充电；
- 2、请勿使用快充手机充电器对键盘充电；
- 3、请勿使用劣质非标电源适配器对键盘进行充电；
- 4、请勿使用过压过流电源适配器对键盘进行充电；
- 5、充电时请远离高温设备；
- 6、长时间不使用时请关闭电源开关。

以上充电说明同样适用于其他带充电功能设备(键盘/鼠标/耳机/音箱等)

- 键数：101键
- 按键总行程：4.0mm
- FN键多功能
- 产品尺寸：408.27×142.92×41.4±1mm
- 产品重量：约1091g（5000mAh）
约1173g（10000mAh）
- 充电电压/电流：DC 5V $\overline{=}$ 1.5A
- 额定电压:DC 3.7V（充满4.2V）
- 额定电流：230mA @3.7V（默认灯效）/13 mA(关所有灯光)
- 充电接口：Type-C接口

电池容量版本	5000mAh	10000mAh
续航时间	约22小时（默认灯效） 约385小时（关所有灯光）	约43小时（默认灯效） 约769小时（关所有灯光）

- 电脑系统需求：
 - 有线/2.4G模式：Windows ALL操作系统WIN XP, WIN7,WIN8,WIN10（在Win95, Win98系统下，可能需要驱动程序）。
 - 有线模式/2.4G接收器：配置有USB 1.1或以上版本端口。
 - 蓝牙模式：设备名称“K98 3.0 ”WIN7及以下系统。
 - 蓝牙模式：设备名称“K98 5.0 ”WIN8,WIN10及以上系统。
 - 蓝牙模式：带有蓝牙BT3.0, BLE4.0,BLE5.0及以上硬件的MAC电脑，Android手机或平板，IOS手机或平板。
- 硬件连接
 - 有线USB/2.4G接收器支持热插拔（即插即用）。



- ① CAPSLOCK ② RGB Light Strip/battery indicator ③ Mode Switch(2.4G/Wired/BT)
 ④ USB Type-C ⑤ Receiver Storage Area

- Stylish exterior design, 101-key layout, GASKET structure, PCB Single Key Slotting, delicate and soft hand feeling.
- Keycaps and mechanical switches are pluggable, and users can also purchase switches and personalized keycaps for free DIY.
- The keyboard is made of solid materials and the keys are responsive.
- Dual Adjustable Foot Support, Hidden Receiver Storage.
- Keyboard convenience design with Fn buttons to use shortcut key combinations.
- Return of rate(Wired/2.4G):1000HZ;Bluetooth:125Hz



① Switch to USB mode

② Remove the [USB Receiver] from the upper left corner slot of the keyboard.

③ Plug into your computer's USB port to use

Turn ON/OFF instructions



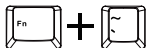
- Toggle the switch to the wired mode slot (at this point the USB is not linked to the keyboard), the keyboard shuts down and the built-in battery stops supplying power.

2.4G connection usage instructions



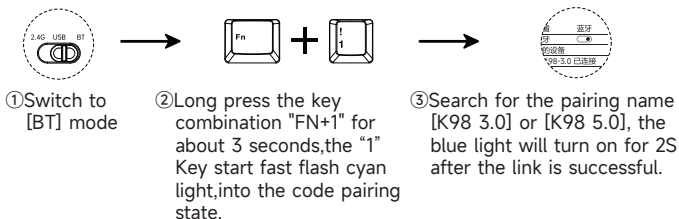
① Switch to [2.4G] mode ② Press the receiver compartment to remove the USB receiver

③ Plug into your computer's USB port to use

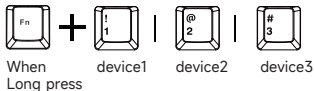


short press FN+`~ into 2.4G Mode

- Manual pairing: Long press the key combination "FN+~" for about 3 seconds, the "~"Key start fast flash cyan light, into the code pairing state, at this time,plug the USB receiver into the.



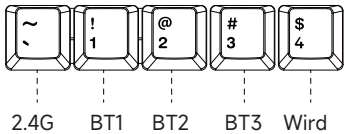
Quick Mode Switching with Key Combo:



- Bluetooth mode can connection of three devices.
- Short Press change to BT1/2/3.

Indicator light Description

- Press and hold FN to show:
Current link mode (2.4G, Bluetooth, wired)



Press the FN key, the corresponding mode key lights up white, release to restore the light effect.

FN+\ key combination to switch 17 light effects:				
Wave (Default Lighting)	Follow wave	F(x)	pinwheel	waterfalls
Flower	Game mode	Turn off	LIGHT	Breath
Rainbow	Burst	Rainy	Wave_2	Stars
River				

Backlight effect key combo adjustment





Fn +	I \	Switching light effect modes	Fn +	↓	Reduced light intensity
	Tab ↓	Switching light color		←	Light speed down
	↑	Increased light brightness		→	Light speed up

- Use 10 different music rhythm RGB light effects with the driver.

Ambient light adjustment

Fn +	^L Shift	Toggle light modes (streaming/neon/always on/breathing/off)
	^L Ctrl	Switching the speed of the light bar light effect
	Z	Switching light colours (breathing and constant mode)
	B	Enter power mode (power display and charging light effect display)

Side light adjustment

Fn +		Toggle sidelight modes (streaming/neon/always on/breathing/off)
		Switching sidelight brightness
		Switching sidelight speed
		Switching light colours (breathing and constant mode)

Operation system switching

07



- FN+WIN(L)=Lock/Unlock WIN key (in WIN system, when locking WIN key indicator light is always on, WIN key can not be used)
- switch to MAC system mode, the position of WIN and ALT keys will be exchanged.(WIN button unlock)

Fn +		Android system	Fn +		MAC OS
		Windows system			

Shortcut Description

08

 +  Press and hold FN + Space to restore factory default lighting mode. Previously connected Bluetooth devices will remain saved and not cleared.

 +  Press the FN+ESC key combination to enable or disable the ESC key's quick control function.

🔊 One-Click Mute

After enabling this feature, simply press the ESC key briefly to quickly toggle system mute on or off.

💡 Quickly Switch Backlight Effects

Enter Lighting Mode: In silent mode, press and hold the ESC key for 5S (indicated by the ESC key backlight flashing) to enter lighting mode.

Switching Effects: Once in mode, each press of the ESC key cycles through one backlight effect.

Exiting: Press and hold the ESC key again for 3-5S to exit lighting mode. The ESC key will resume its one-touch mute function.

Restore the ESC key to its original function

Press the FN+ESC key combination again to disable the above shortcut function, restoring the ESC key to its standard function.

FN+Q switch to Android system mode (Q key red light flashes 3S), F area single press function and F area FN combination function.

FN+E switch to MAC system mode (E key red light flashes 3S), F area single press function and F area FN combination function.

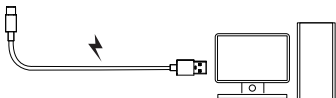
Key Position	Single press	FN key combo
F1	Screen brightness-	F1
F2	Screen brightness+	F2
F3	Convert window	F3
F4	Back to Desktop	F4
F5	Light Brightness-	F5
F6	Light Brightness+	F6

Key Position	Single press	FN key combo
F7	previous song	F7
F8	Play/Pause	F8
F9	next song	F9
F10	mute	F10
F11	Volume-	F11
F12	Volume+	F12



FN+W switch to WINDOWS system mode (W key red light flashes for 3s), F area single press function and F area FN combination function.

Key Position	Single press	FN key combo
F1	F1	desktop
F2	F2	mail
F3	F3	Convert window
F4	F4	Open Explorer
F5	F5	Light Brightness-
F6	F6	Light Brightness+

Key Position	Single press	FN key combo
F7	F7	previous song
F8	F8	Play/Pause
F9	F9	next song
F10	F10	mute
F11	F11	Volume-
F12	F12	Volume+



- Through the original USB cable to the keyboard and computer link, you can charge the keyboard, RGB Light Strip streaming light display when charging, long bright green means full charge
- In 2.4G/Bluetooth mode (not plugged into USB), the RGB ambient light bar can FN+B to show the keyboard power level.
- TYPE-C connectivity for more reliable and stable performance.

  <p>Charging instructions</p>	<ol style="list-style-type: none">1. It is recommended to use only the computer USB port to charge the keyboard.2. Do not use fast-charging cell phone chargers to charge the keyboard.3. Do not use inferior non-standard power adapter to charge the keyboard.4. Do not use over-voltage and over-current power adapter to charge the keyboard.5. Please keep away from high temperature equipment when charging6. Please turn off the power switch if it is not used for a long time. <p>The above charging instructions also apply to other devices with charging function (keyboard/mouse/headphones/speakers, etc.)</p>
--	--

- Number of keys: 101
- Total travel:4.0mm
- FN Mult-function key
- Size:408.27×142.92×41.4±1mm
- Weight:about 1091g(5000mAh)
about 1173g(10000mAh)
- Charging voltage, current:DC 5V \equiv 1.5A
- Rated voltage: DC 3.7V(Fully charged 4.2V)
- Rated current:230mA @3.7V(Default Lighting) 13mA(all lights off)
- Charging interface: type-c interface
- Battery version

5000mAh	Approx. 22 hours (default light effect) Approx. 385 hours (all lights off)
10000mAh	Approx. 43 hours (default light effect) Approx. 769 hours (all lights off)

- Computer system requirements
Wired, 2.4G mode:Support WINDOWS ALL operating systems (XP, WIN7,WIN8,WIN10), under WIN95,WIN98 systems, drivers may be required.
Wired Mode/2.4G Receiver: Configured with USB version 1.1 or above interface.
Bluetooth Device Name "K98 3.0": WIN7 and lower systems
Bluetooth Device Name "K98 5.0": WIN8, WIN10 and above.
Bluetooth Mode: MAC computer with Bluetooth BT3.0,BLE4.0,BLE5.0 and above hardware, Android phone or tablet, IOS phone or tablet.
- Hardware connection
Wired USB/2.4G receiver supports hot-swapping (plug and play)



凌豹外设 微信公众号

Shenzhen Hualingdu Electronic Technology Co., Ltd.
深圳市华凌度电子科技有限公司

801, Building A, Factory Building, No.213 Fuyuan Street, Fenghuang Community,
Fuyong Street, Bao'an District, Shenzhen, Guangdong, China
广东省深圳市宝安区福永街道凤凰社区富源街213号A栋厂房801

Manufacturer: Dongguan Suoai Electronic Technology Co., Ltd.
制造商：东莞市索艾电子科技有限公司

(Website)网址：www.lingbaoes.com
(Hotline)服务热线：400-678-0255
(Execution Standard)执行标准：GB 4943.1-2022

Made in China